



ABH

Australian Barge Hire



SEA LIFT 10



JACK-UP

BARGE SELF ELEVATING PLATFORM



SEA LIFT 10

General

Type
Operator
Survey
Classification
Construction
Road Transport
Working Depth

Jack Up Barge
Australian Barge Hire Pty Ltd
Australian Maritime Safety Authority
AMSA 2D
Steel
2 standard Semi Trailers
Up to 12 metres

Main Dimensions

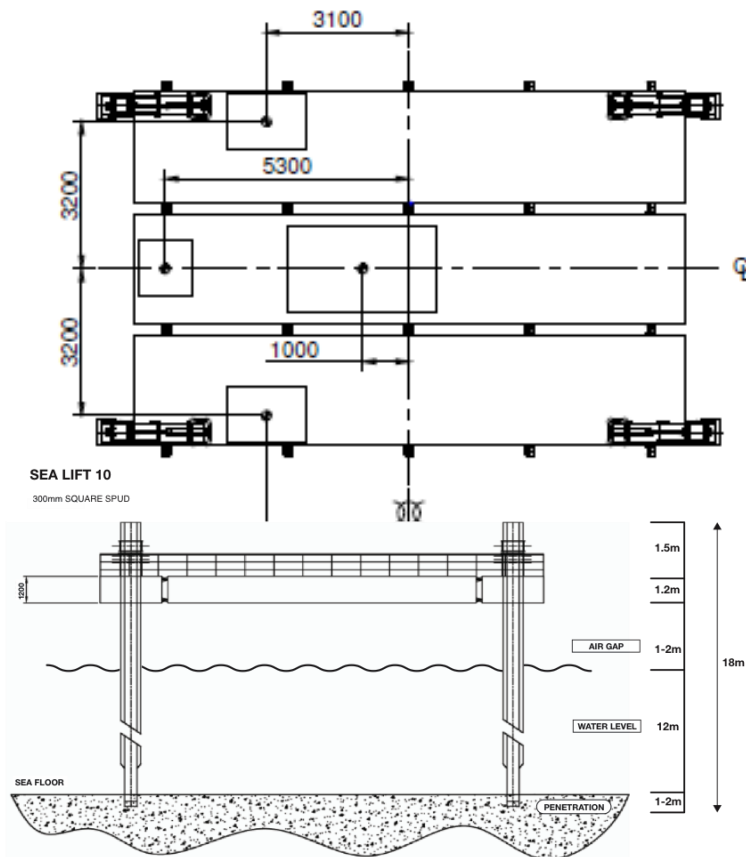
Length Overall	13.500	metres
Beam	7.240	metres
Depth	1.20	metres
Draft	0.250	metres
Displacement	25.30	tonnes (unladen)

Jacking System

Jacking system	Electronic over hydraulic
Jacking Rate	10 metres per hour
Load Lift Capacity	10 tonnes
Spud Length	6, 12 and 18 metres
Generator	kVA 30

Features

- 300mm Diameter Moon Pool
- Fold down legs
- Spud Cans
- Onboard Site Office
- Max 1 tonne Deck Crane
- Remote controlled gangway access
- Road Transportable



Water Depth	Wave Height
5	3.5
10	3.5

ASSUMPTIONS

- Deck Equipment simulated as 60% maximum load (8 tonnes), located at the centre of the barge.
- Constant Environment Loads: Wind Speed: 40 knots
Current Velocity: 2.5 knots
- The spuds are fabricate from Grade 350 steel, with allowable stress of 231.0 MPa IAW Ref 1
- The spuds are fabricate from Grade 250 steel, with allowable stress of 165.0 MPa IAW Ref 1

Australian Barge Hire

PO Box 749 CARINGBAH NSW 1495

Phone: 02 9531 2900 Email: info@australianbargehire.com