



# ABH

Australian Barge Hire



## SEA LIFT 10

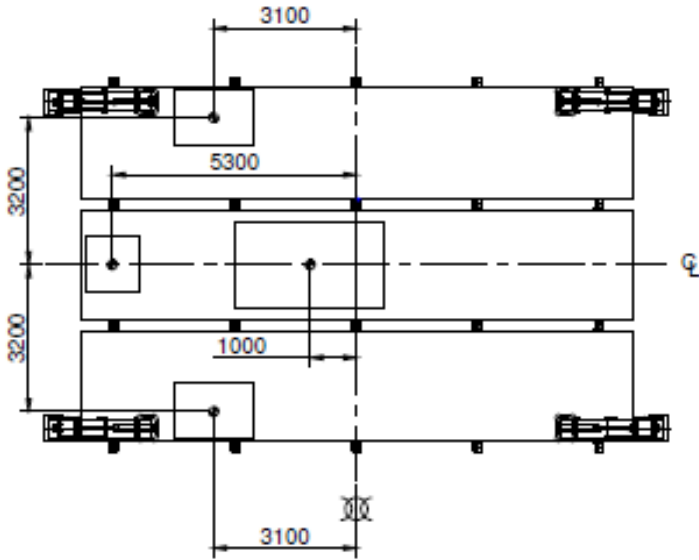


# JACK-UP

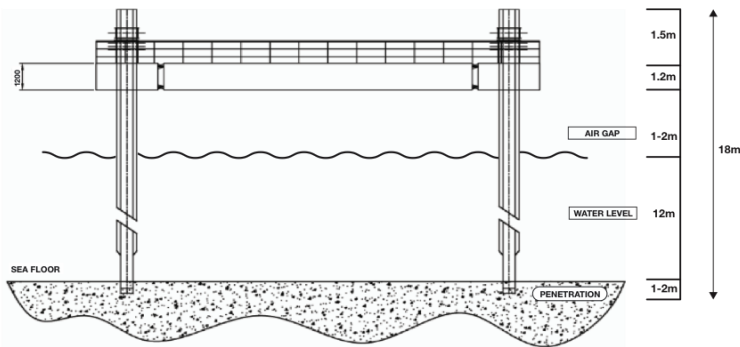


## BARGE SELF ELEVATING PLATFORM

# SEA LIFT 10



SEA LIFT 10  
300mm SQUARE SPUD



### General

Type	Jack Up Barge
Operator	Australian Barge Hire Pty Ltd
Survey	Australian Maritime Safety Authority
Classification	AMSA 2C
Construction	Steel
Road Transport	2 standard Semi Trailers
Working Depth	Up to 15 metres

### Main Dimensions

Length Overall	13.500	metres
Beam	7.240	metres
Depth	1.20	metres
Draft	0.250	metres
Displacement	25.30	tonnes (unladen)

### Jacking System

Jacking system	Electronic over hydraulic
Jacking Rate	10 metres per hour
Load Lift Capacity	10 tonnes
Spud Length	7,15 and 22 metres
Generator	kWA 30

### Features

- 300mm Diameter Moon Pool
- Fold down legs
- Spud Cans
- Onboard Site Office
- Max 1 tonne Deck Crane
- Remote controlled gangway access
- Road Transportable
- Up to 15 tonne deck load

Note: The below figures are a guide only and a full analysis would need to be undertaken for project specific parameters.

Water Depth	Wave Height
3m	3.5m
10m	3.5m

## Australian Barge Hire

PO Box 749 CARINGBAH NSW 1495

Phone: 02 9531 2900 Email: [info@australianbargehire.com](mailto:info@australianbargehire.com)

